


# EQUITY STRATEGIES



**3,164** INVESTORS    **2,779** FUND MANAGERS

have a preference for/operate equity strategies funds respectively.



**6,422**

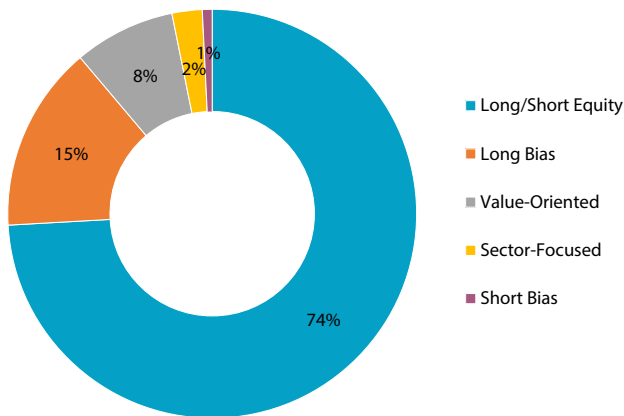
equity strategies funds are active globally.



**\$822bn**

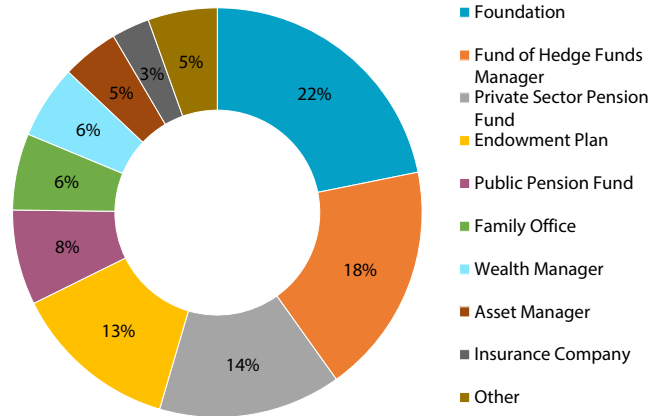
AUM of equity strategies funds.

Fig. 8.1: Equity Strategies Funds by Core Strategy



Source: Prequin Hedge Fund Online

Fig. 8.2: Investors in Equity Strategies Funds by Type



Source: Prequin Hedge Fund Online

Fig. 8.3: Net Returns of Top Performing Equity Strategies Funds in 2016

Fund	Manager	Core Strategy	Net Return in 2016 (%)
Tribeca Global Natural Resources Fund - Class A	Tribeca Investment Partners	Long/Short Equity	148.65
Front Street Canadian Energy Resource Fund - Series F	Front Street Capital	Long/Short Equity	132.50
Loyola Capital Partners	Loyola Capital Management	Long Bias	124.97
Extract Capital Master Fund	Extract Capital	Value-Oriented	102.55
FAMA Brazil Cayman Feeder Fund	FAMA Investimentos	Long Bias, Value-Oriented	87.04
<b>Teraz Fund</b>	<b>Spartan Fund Management</b>	<b>Long/Short Equity</b>	<b>86.12</b>
Guepardo Master Fund	Guepardo Investimentos	Long Bias	85.02
Phoenix Gold Fund	AIMS Asset Management	Long Bias	83.42
Front Street Energy Opportunities Fund - Series B	Front Street Capital	Long/Short Equity	76.85
Specialised Russian Growth Fund	SPRING	Long Bias	66.57

Source: Prequin Hedge Fund Online