

Spartan Overview

Spartan, established in 2006, is a Toronto-based investment management company that specializes in niche investment strategies managed by experienced investment managers with proven track records. Spartan's infrastructure adheres to institutional standards with independent risk management and compliance, and well-known third party service providers. This allows our investment management teams to focus on investing and provides investors with the comfort that their money is being managed to the same standard as larger funds.

Fund Overview, Objectives and Strategy

onTREND Fund is a mechanical trend-following fund focused on listed North American equities. The strategy of the Fund incorporates a quantitative trend-following system to enter into both long and short positions. The Fund's objectives are to produce double digit returns while minimizing drawdowns and maximizing the profit potential of winning trades. See Offering Memorandum for full details.

Monthly Performance¹

	Jan	Feb	Mar	Apr	May	Jun	Jul	Aug	Sep	Oct	Nov	Dec	50:50 S&P 500		
													Year	TSX	TSX
2018	+6.57%	+1.99%	-2.53%	-1.27%	+9.90%	+2.54%	-3.27%	+7.82%	-1.15%	-14.63%			+3.74%	-2.93%	-7.29%
2017	+3.19%	+4.08%	-0.97%	-0.76%	-1.47%	-4.18%	-0.76%	+0.17%	+5.28%	-0.55%	-1.55%	+1.76%	+3.92%	+12.58%	+6.03%
2016	-8.84%	-4.62%	+1.68%	+6.55%	+1.74%	+1.62%	+6.40%	-0.98%	+0.52%	-0.06%	+0.54%	-3.67%	-0.16%	+13.50%	+17.51%
2015	+5.45%	+7.08%	+3.01%	+1.70%	+0.43%	+0.01%	-1.53%	-6.22%	-3.19%	-1.67%	-1.02%	-1.09%	+2.25%	-5.96%	-11.09%
2014	+0.42%	+3.89%	-1.34%	+3.03%	-0.63%	+7.47%	+1.11%	-0.41%	-5.72%	-3.74%	+0.89%	+0.89%	+10.74%	+9.49%	+7.42%
2013	-0.67%	-1.86%	+0.12%	-0.70%	+5.82%	-2.56%	+3.02%	+2.94%	+1.65%	+6.85%	+0.64%	-0.46%	+15.31%	+19.28%	+9.55%

¹ Management fees on Class A shares were 2.00% pa from Jan-Dec/13 and 1.50% pa thereafter. Currently available Class A shares have 2.00% pa management fees.
 'e' refers to estimated returns, as opposed to final returns. The estimated returns for the current month are included in the calculation of all other returns and statistics.

Statistics

	onTREND	S&P 500	TSX
Cumulative Return (since inception)	40.54%	52.34%	20.86%
Annualized Compound Return	6.01%	7.48%	3.30%
Sharpe Ratio	0.43	0.93	0.42
MAR Ratio	0.24	0.63	0.18
Avg. Monthly Gain	3.35%	1.99%	1.66%
Avg. Monthly Loss	-2.55%	-1.67%	-2.01%
Max. Drawdown	25.17%	11.87%	17.94%
Annualized Std. Deviation	14.10%	8.07%	7.88%
% of Winning Months	52.86%	62.86%	62.86%
Correlation		0.59	0.61

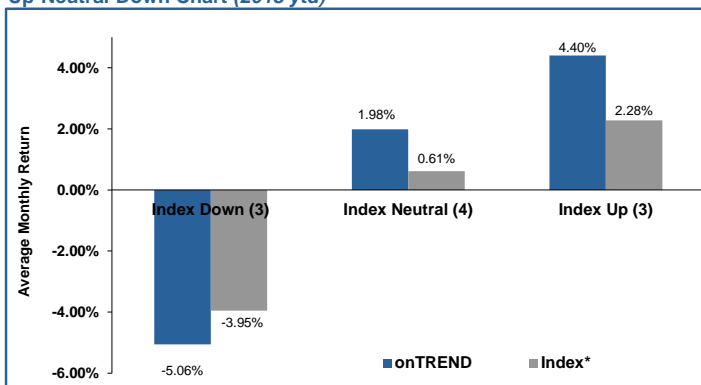
Fund Information

RSP Eligible?	Yes
Min. Initial Investment	C\$25,000
Invest/Redeem Frequency	Monthly
Lock-up Period	None
Early Redemption Fee	None
Redemption Notice	7 days
'A' Class Fees (SPA150)	2.00% + 20%
'F' Class Fees (SPA160)	1.00% + 20%
Highwater Mark	Yes, no resets

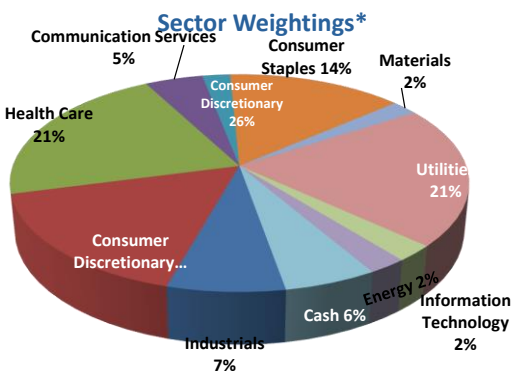
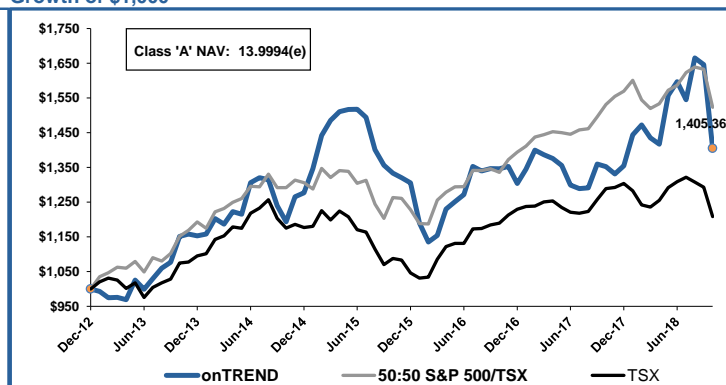
Service Providers

Advisor	Spartan Fund Management Inc.
Prime Broker	CIBC
Auditor	Deloitte LLP
Administrator	SGGG Fund Services
Legal Counsel	McMillan LLP

Up-Neutral-Down Chart (2018 ytd)



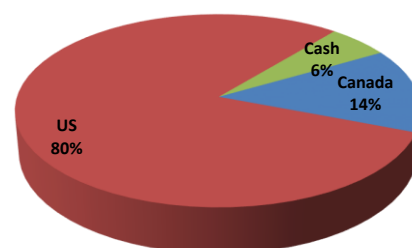
Growth of \$1,000



Portfolio Statistics

Net Long Exposure: 94.33%
 Portfolio Beta (3 mos. vs. S&P 500): 0.60

Country Weightings*



* onTREND's portfolio is revised weekly based on the Fund's proprietary trend following algorithm so the Fund's holdings and weightings are subject to change.

Portfolio Manager:

Tim Burgess
 416-591-5927
tburgess@spartanfunds.ca

Investor Contacts:

Gary Ostoich
 416-601-3171
gostoich@spartanfunds.ca

Paul Patterson
 416-601-3175
ppatterson@spartanfunds.ca

Advisor Contact:

Brent Channell
 416-601-3172
bchannell@spartanfunds.ca

Spartan Fund Management Inc.

100 Wellington St. W., Suite 2101
 Toronto, ON M5K 1J3
www.spartanfunds.ca

The above returns are net of management and performance fees for the 'A' series of units, but do not take into account early redemption fees if investments are held less than 1 year. Please review the most recent offering memorandum for a detailed description of the Fund's strategy, objectives and risk factors. The above is provided for informational purposes only and is qualified in its entirety by way of the most recent offering memorandum, which is only available to qualified investors. Prospective investors should consult with a professional financial advisor before investing. Past performance cannot predict future results. Share value and yields will fluctuate. There can be no assurances that any of the Fund's objectives will be met. See Terms and Conditions of our website (www.spartanfunds.ca) for important information and qualifications regarding the use of benchmarking and indices. The indices above were chosen as they are widely used benchmarks of the Canadian and US equity markets. While the Fund uses these indices for long-term performance comparisons, it is not managed relative to the composition of the indices. There are differences which include security holdings, geographic and sector allocation which impact comparability. As a result, the Fund may experience periods when its performance differs materially from the indices.